



[Knowledge Base](#) > [Softphone & Web App](#) > [Web App](#) > [SipCity Keypad Chrome Extension](#)

SipCity Keypad Chrome Extension

Santiago Garcia - 2025-05-13 - [Web App](#)

SipCity Keypad Chrome Extension

In today's fast-paced digital environment, efficiency and seamless communication are essential for staying productive. That's why we've developed the SipCity Keypad Chrome extension—a simple yet powerful tool that brings your calling capabilities directly into your browser.

Whether you're making calls, managing multiple conversations, or dialing numbers from a webpage with a single click, this extension is designed to make your daily communication faster, easier, and more intuitive. In this article, we'll show you how to install the extension and walk through its key features.

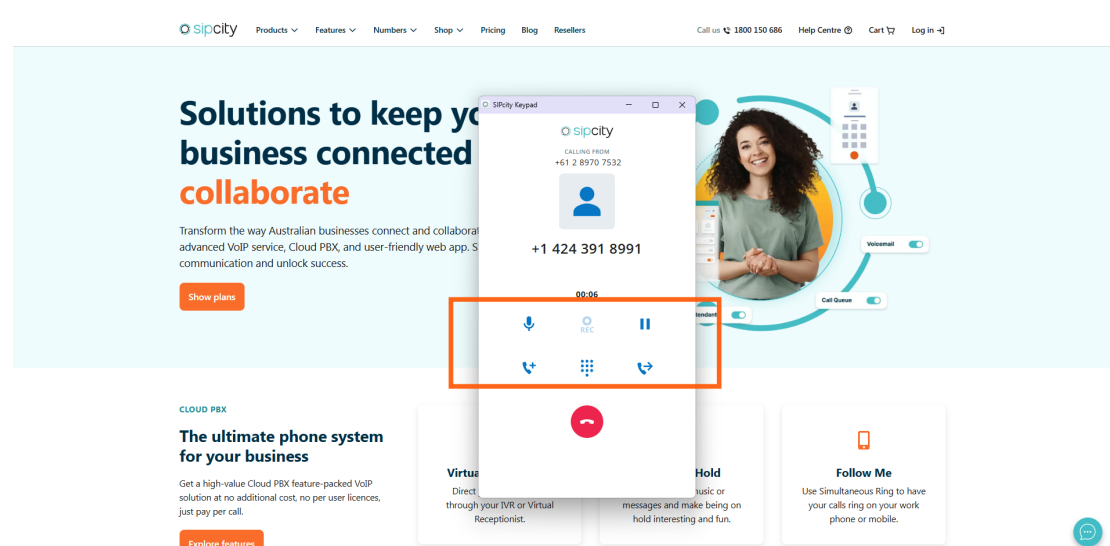
Just log in with your active SipCity account and start calling seamlessly from your browser. Not a user yet? [Sign up and experience smarter calling today.](#)

Make and receive calls with your SipCity numbers directly from your browser, and click to dial any phone number on a webpage. The SipCity Keypad Chrome extension simplifies communication by allowing instant click-to-dial functionality and in-browser calling—no need to switch apps.

Key features include:

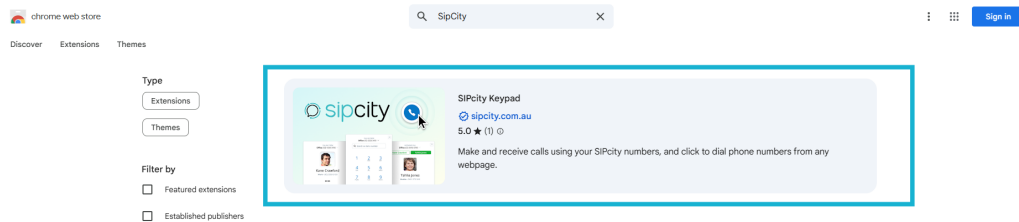
Click to Dial: Call numbers from any webpage with a single click.

Advanced Call Handling: All our best in-call features are available through the extension, including transfer, merge, hold, managing multiple calls, and viewing live call recording status.

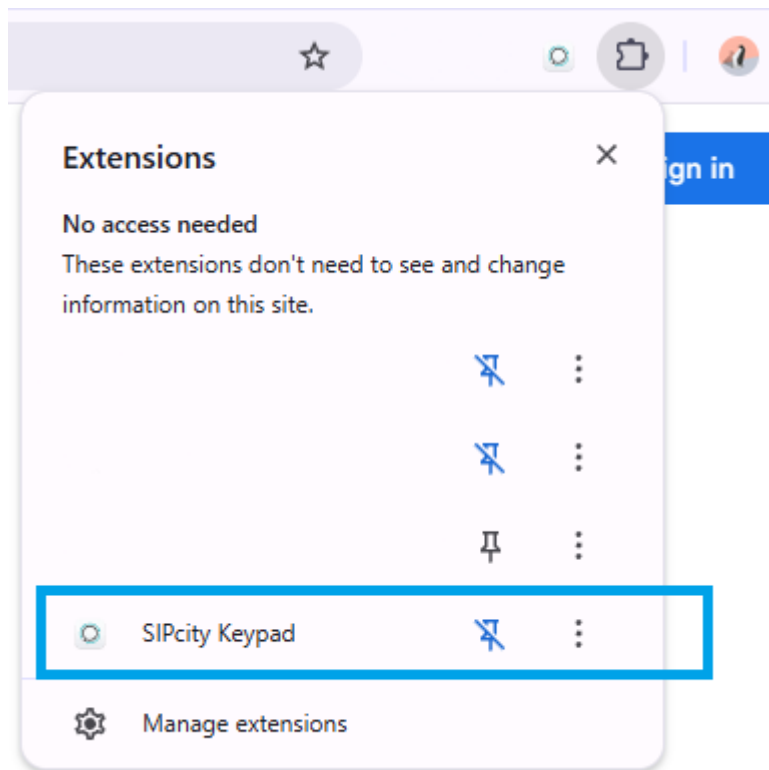


How to Install your SipCity Keypad Extension

- Open the Chrome Web Store in your browser.
- Search for “SipCity Keypad”.



- Click “**Add to Chrome**”, then confirm by clicking “**Add Extension**”.
- Once installed, you'll find it in the extensions menu located at the top right corner of Google Chrome.



- Log in with your SipCity account to start using your numbers.
- The extension will request permission to use your microphone—please select the “**Allow while using**” option. Don’t forget to pin the extension to your Chrome toolbar for quicker access.