



Update your Credit Card

Mike Johnstone - 2025-04-04 - Manage Billing

Update your Credit Card

It's pretty easy to **Update your Credit Card** to your account.

Quick Guide



1. Log into your account.
2. Select **Account > Manage Billing**.
3. Click **Update my Payment Method** within Payment Method.
4. Add your new **Credit Card** details.
5. Click **Validate Card > Save**

Add Credit Card



Name on card

Card details

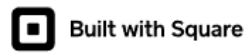
 Card number 	
MM/YY	CVV

VALIDATE CARD AND SAVE

SAVE

I agree with the privacy policy

Your credit card number is never stored by us. These details are stored securely with Square, our payment gateway provider.



[Square privacy policy](#)

Tags

Account