



## Registration and Peering explained























Mike Johnstone - 2024-04-08 - Handsets

# Registration and Peering explained

We support most SIP-based VoIP devices including Analog Telephone Adaptors (ATA), IP Phones, IP PBX systems, and Softphones.

### Generic SIP Registration

- **Display Name:** your caller ID
- **Proxy Server:** **plus.sipcity.com**
- **User name / Account ID / Authenticate ID:** (the phone number you are trying to register 1xxxxxxxxxxx)
- **Password:** your number's password
- **Transport:** UDP 5060 / TLS 5061
- **Server Expires:** 180
- **Register with the Proxy:** yes
- **Make calls without registration:** no
- **Codecs:** G711a/u, G729

<b>Account</b>	Account 1 	
Register Status	Registered	
Line Active	Enabled 	
Label	Jasmin 	
Display Name	Jasmin 	
Register Name	61289705500 	
User Name	61289705500  	
Password	.....  	
Enable Outbound Proxy Server	Enabled 	
Outbound Proxy Server	call.sipcity.com.au	Port 5061 
Transport	UDP 	
NAT	Disabled 	
STUN Server		Port 3478 
<b>SIP Server 1</b> 		
Server Host	call.sipcity.com.au	Port 5061 
Server Expires	180 	
Server Retry Counts	0 	
<b>SIP Server 2</b> 		
Server Host		Port 5060 
Server Expires	3600 	
Server Retry Counts	3 	
<input type="button" value="Confirm"/>		<input type="button" value="Cancel"/>

## SIP Peering

Enables a direct trusted IP - IP network connection between your IP-PBX and our voice public IP via a static WAN IP address.

### Recommended settings

- **Proxy:** 27.111.12.66 (27.111.12.0/24)
- **Recommended Firewall rule:** 27.111.12.0/24.
- **Ports:** UDP 5060 or TLS 5061

We support the following two variations of Peering:

- **Global SIP Peering:** where all numbers on an account are directed to a single customer IP address
- **Standalone:** where a customer only wants to direct calls to a single number to a standalone IP address
- **Trunking:** supports customers with on-premise PBX devices that connect via device registration (UserName and Password). This feature allows an administrator to configure a single registration number to their PBX but preserving the CLI of all outgoing numbers.

See also:

- [Ports and IPs.](#)
- [Setting up SIP Peering.](#)

Etiquetas

Device

Handsets