



[Base de conocimiento](#) > [Account Management](#) > [Manage Billing](#) > [Store Credit Card](#)

## Store Credit Card

Mike Johnstone - 2026-04-15 - [Manage Billing](#)

## Store Credit Card

**Store** your **Credit Card** information within CloudPBX to make the topping up of your account much easier.

### Quick Guide



1. Select **Account** > **Manage Billing**.
2. On **Payment Method**, click on "**Add new card**" to add in your **Credit Card** details.
3. Click **Save** to update and Store Securely your credit card details.

## Add Credit Card



Name on card

Card details


	Card number	
MM/YY	CVV	

**VALIDATE CARD AND SAVE**

**SAVE**

I agree with the [privacy policy](#)

Your credit card number is never stored by us. These details are stored securely with Square, our payment gateway provider.

 **Built with Square**

[Square privacy policy](#)

- [Etiquetas](#)
- [Account](#)